

Miniature Series 07 General Purpose Filter
1/8" and 1/4" Port Sizes
Compact design
Protects air operated devices by removing liquid and solid contaminants
Screw-on bowl reduces maintenance time
Can be disassembled without the use of tools or removal from the air line

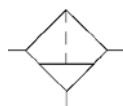
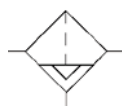
Ordering Information. Models listed include PTF threads, automatic drain, transparent bowl and 5 µm element.

Port Size	Model Numbers	Flow scfm (dm ³ /s) *	Weight lbs (kg)
1/8"	F07-100-A1TA	19 (9)	0.28 (0.13)
1/4"	F07-200-A1TA	24 (11.5)	0.28 (0.13)

* Approximate flow at 90 psig (6.3 bar) inlet pressure and 5 psig (0.35 bar) pressure drop.

Alternative Models

Port Size	Substitute	Threads	Substitute
1/8"	1	PTF	A
1/4"	2	ISO Rc taper	B
		ISO G parallel	G
Option	Substitute	Bowl	Substitute
Not applicable	0	Transparent	T
		Metal	M
Option	Substitute	Element	Substitute
Not applicable	0	5 µm	1
		40 µm	3
Option	Substitute	Drain	Substitute
Not applicable	0	Automatic	A
		Manual	M


ISO Symbols

Auto Drain
Manual Drain

All Dimensions in Inches (mm)

Technical Data

Fluid: Compressed air

Maximum pressure:

Transparent bowl: 150 psig (10 bar)

Metal bowl: 250 psig (17 bar)

Operating temperature:*

Transparent bowl: -30° to 125°F (-34° to 50°C)

Metal bowl: -30° to 175°F (-34° to 80°C)

* Air supply must be dry enough to avoid ice formation at temperatures below 35°F (2°C)

Particle removal: 5 µm or 40 µm filter element

Air quality: Within ISO 8573-1, Class 3 and Class 5 (particulates)

Typical flow at 90 psig (6.3 bar) inlet pressure at 5 psig (0.35 bar) pressure drop:

1/8" Ports, 5 µm element: 19 scfm (9 dm³/s)

1/4" Ports, 5 µm element: 24 scfm (11.5 dm³/s)

Nominal bowl size: 1 fluid ounce (31 ml)

Drain connection: 1/8" pipe thread

Automatic drain operation: Spitter type drain operates momentarily when a rapid change in air flow occurs or when the supply pressure is reduced.

Materials

Body: Zinc

Bowl

Transparent: Polycarbonate

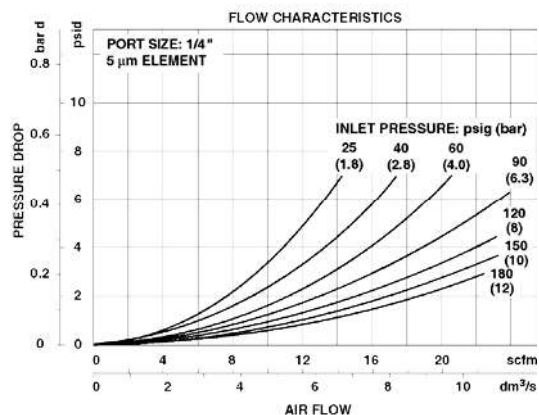
Metal: Zinc (without sight glass)

Element: Sintered polypropylene

Elastomers: Neoprene & nitrile

For water extraction information please contact Applications Engineering.

Typical Performance Characteristics

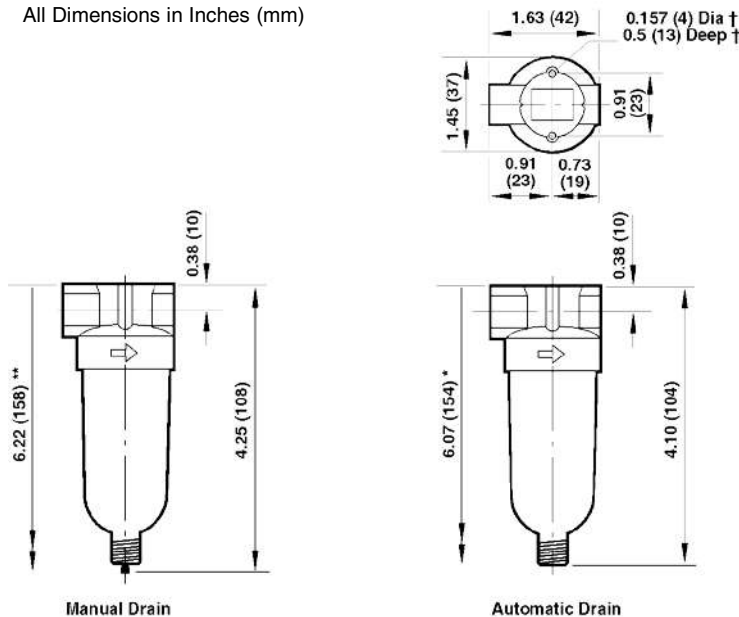


Service Kits

Item	Type	Part number
Service kit	5 µm element	3652-17
	40 µm element	3652-18
Replacement drains	Manual	773-03
	Automatic	3654-02

Service kit includes element, element gasket, and bowl o-ring.

All Dimensions in Inches (mm)



** Minimum clearance to remove bowl.
 † Mounting holes.